

DEPARTMENT OF SCHOOL ADMINISTRATION

**PCI
FORM 4-1**

Due annually October 31st to the Department of School Administration and a copy to the Department of Curriculum & Instruction



Plan for Continuous Improvement

SCHOOL: **Kempsville Middle**

DATE: **10/06/08**

SCHOOL MISSION STATEMENT: Our Mission is to educate students to reach their potential through the acquisition of academic, life, health and fitness, and social skills in a safe learning environment.


- | | |
|-------------------------------|--------------------------------------|
| <input type="checkbox"/> SACS | <input type="checkbox"/> TITLE I |
| <input type="checkbox"/> SOA | <input type="checkbox"/> OTHER GRANT |
| <input type="checkbox"/> HSTW | <input type="checkbox"/> Other _____ |


Virginia SOA Requirements


1. Student Achievement
2. Student / staff Attendance
3. Drop-out Rate
4. Staff Development


Virginia Beach City Public Schools values Youth, Commitment, Compassion, Integrity, Positivity, Respect, Wisdom, and Work Ethic.


VBCPS Goals for 2001 – 2007
Framework for the Future of Schools


 Expanded Instructional Opportunities Through Data-Driven Curriculum


 Effective, Efficient Use of Resources to Create Quality Educational Opportunities

 Quality Work Force: Trained and Accountable for Performance

 Recognition of Our Diversity – Respect for All People

 Safe Schools and Effective, Well-Disciplined Environment

 Technology Integrated Into Our Curriculum and Instruction

 Meaningful Involvement of Community, Parents, and Partners

The Kempsville Middle School student body is somewhat transient due to the many military installations in and around the city of Virginia Beach. Our communities are made up of a diverse mixture of age, race, and economic backgrounds. Kempsville Middle receives students from Woodstock, Providence, Fairfield, and Kempsville elementary schools. Most of our rising ninth graders attend Kempsville High School with a small number attending Tallwood and Salem.

Kempsville prides itself on a positive reputation with a stable faculty and strong community support. There are many opportunities for the students in addition to the fine classroom instruction. Students participate in the Student Ambassador's program, SCA, Providence Mentors, and several special interest clubs, some of which include: Diversity, Yearbook, All Aboard, Opera, Drama, Flag Team, Tech Ed, Step Team, Ecology, Tennis, Computer, and Art, to name a few. There are also several academic opportunities including: Debate, Academic Challenge, and NJHS. Students needing academic assistance are also offered CARE, Independent Reading, Algebra Readiness, SOL Lab, and tutoring. We offer our students rigorous college preparatory instruction through the AVID Program, advanced courses, and the gifted cluster teams. Scholastic achievement is honored through a strong recognition program.

We are also very excited about our numerous uses of technology throughout the building. Students have access to Skills Tutor, Algebra Readiness, Understanding Math, BrainPop, SOL Pass, Inspiration, Read 180, NCS Mentor, Accelerated Reader, Destiny, SharePoint, Microsoft Office 2003, testing, and Synergistic Lab to name a few. Teachers actively make use of Pinnacle, SchoolNet, Homework Live, Outlook, Internet Explorer, and Microsoft Office 2003. We continue to encourage the use of technology both during the school day and at home.

We are proud of the strong support offered by our parents, community, and military partners. These individuals combined with dedicated, positive staff, administration, and student body make Kempsville Middle a great place for teaching and learning. As a result of all of the efforts put forth by everyone involved, we are proud to say Kempsville Middle achieved Full Accreditation of the Standards of Learning tests in Spring 2008. Kempsville also made Adequate Yearly Progress.

PLAN

VBCPS Plan for Continuous Improvement

Review and Analysis of Results

School: Kempsville Middle

DATE: 10/06/08

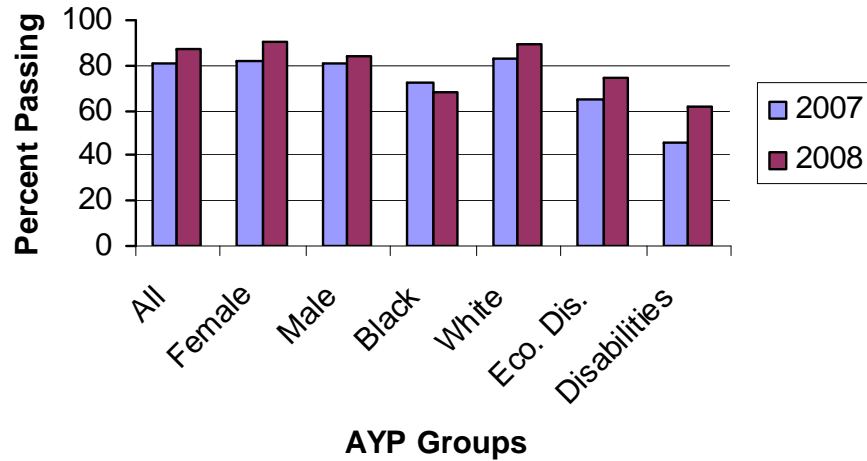
Review

(Objective data, qualitative indicators, trends and comparisons)

Analysis

(Identify gaps and list priorities)

English: Reading and Literature 8



GAPS – English: Reading and Literature 8

- Overall pass rate was 87%, up from 80.8% in 2007
- Gender:
Female pass rate was 90.24%, up from 82.39% in 2007
Male pass rate was 84.21%, up from 80.66% in 2007
- Ethnicity:
Black pass rate was 68.08%, down from 71.92% in 2007
White pass rate was 89.28%, up from 82.96% in 2007
- Economically Disadvantage pass rate was 74.47%, up from 64.71% in 2007
- Students with Disabilities pass rate was 61.81%, up from 45.45% in 2007

PRIORITIES

- Continue to concentrate on English scores among all populations within the school. Particular interest should be placed on the minority population, Students with Disabilities, and students who are economically disadvantaged.
- Concentration on increasing use of word analysis strategies and informational resources.

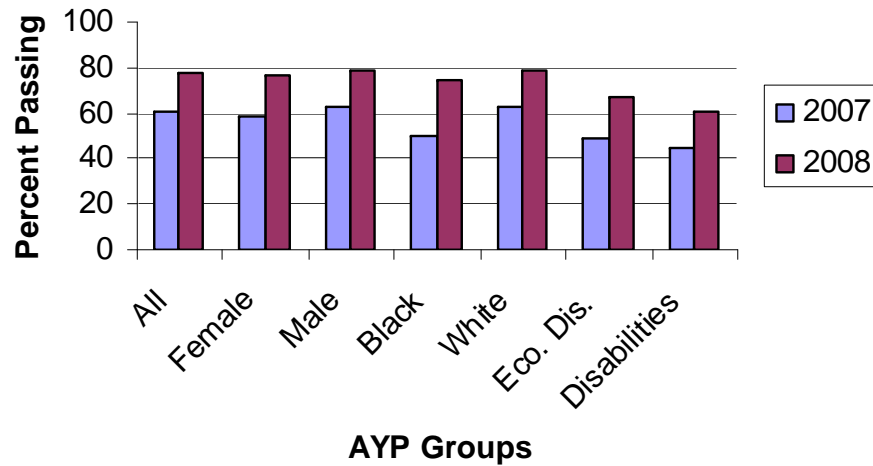
Review

(Objective data, qualitative indicators, trends and comparisons)

Analysis

(Identify gaps and list priorities)

Mathematics 7



GAPS – Mathematics 7

- Overall Pass Rate was 77.66%, up from 60.72% in 2007
- Gender:
 Female pass rate was 76.92%, up from 58.40% in 2007
 Male pass rate was 78.43%, up from 62.68 in 2007
- Ethnicity
 Black pass rate was 75%, up from 50% in 2007
 White pass rate was 78.67%, up from 62.34% in 2007
- Economically Disadvantage pass rate was 66.67%, up from 48.84% in 2007
- Students with Disabilities pass rate was 60.41%, up from 44.23% in 2007

PRIORITIES

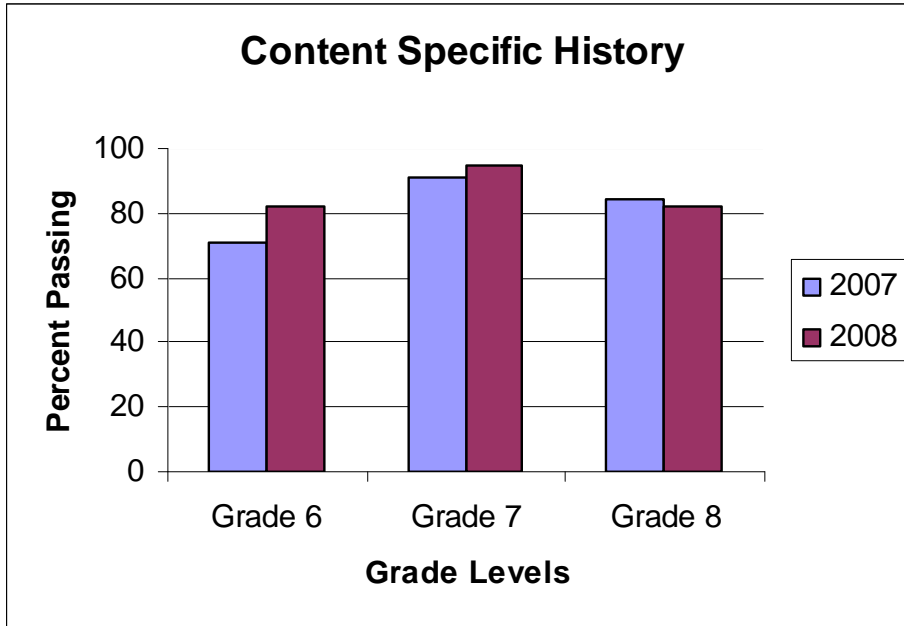
- Continue to concentrate on Math 7 scores among all populations within the school. Particular interest should be placed on the minority population, Students with Disabilities, and students who are economically disadvantaged.
- Concentration on Patterns, Functions & Algebra.

Review

(Objective data, qualitative indicators, trends and comparisons)

Analysis

(Identify gaps and list priorities)



GAPS – Content Specific History

- 6th Grade pass rate was 82.27%, up from 71.16% in 2007
- 7th Grade pass rate was 94.72%, up from 91.16% in 2007
- 8th Grade pass rate was 82.15%, down from 84.47% in 2007

PRIORITIES

- Emphasis will be placed on all reporting categories.
- Increase 6th grade pass rate to 88%
 Monitor 7th grade
 Increase 8th grade pass rate to 88%

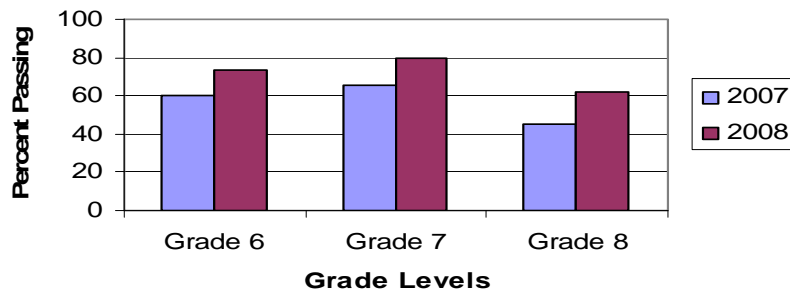
Review

(Objective data, qualitative indicators, trends and comparisons)

Analysis

(Identify gaps and list priorities)

Students with Disabilities English: Reading



GAPS – Students with Disabilities English: Reading

- 6th Grade pass rate was 73.68%, up from 60.37% in 2007
- 7th Grade pass rate was 79.59%, up from 65.45% in 2007
- 8th Grade pass rate was 61.81%, up from 45.45% in 2007

PRIORITIES:

Raise the overall pass rate for Students with Disabilities to 81% pass rate.

School Discipline

- Decrease classroom disruptions from 18.7% to 16.7%.
- Decrease disruptive demonstrations from 14.4% to 12.4%

PRIORITIES:

- Decrease classroom disruptions and disruptive demonstrations by 2%
- Identifying candidates for the CHOICES Program based on individual referral rate.

PLAN

VBCPS Plan for Continuous Improvement

Measurable Objectives

School: Kempsville Middle

DATE: 10/06/08

Measurable Objectives	Areas of Focus	Performance Measures	Assigned Point Person or Action Team
<p>1. Increase the English 8 Reading/Literature pass Rate from 87% to 90% by Spring 2009.</p>	<p>Understanding Elements of Literature, Understanding a Variety of Printed Material.</p>	<p>Action Plan Updates 2008 SOL Scores Pre/Post Tests</p>	<p><u>English Action Team</u> Principal and Assistant Principals School Improvement Specialist English Curriculum Leader Reading Specialist Core and Special Education Teachers</p>
<p>2. Increase History Pass Rate 6th Grade to 88% 8th Grade to 88%</p>	<p>All Reporting Categories</p>	<p>Action Plan Updates 2008 SOL Scores 7th and 8th - Tests 1 and 2 6th - Quarterly Tests</p>	<p><u>History Action Team</u> Principal and Assistant Principals School Improvement Specialist History Curriculum Leader Core and Special Education Teachers</p>
<p>3. Increase the Math 7 pass rate from 77% to 80% by Spring 2008.</p>	<p>All Reporting Categories</p>	<p>Action Plan Updates 2008 SOL Scores</p>	<p><u>Math Action Team</u> Principal and Assistant Principals School Improvement Specialist Math Curriculum Leader Core and Special Education Teachers</p>

PLAN			
<i>VBCPS Plan for Continuous Improvement</i>		Measurable Objectives	School: Kempsville Middle
			DATE: 10/06/08
Measurable Objectives	Areas of Focus	Performance Measures	Assigned Point Person or Action Team
<p>4. Increase the English: Reading and Literature pass rate of Students with Disabilities: 6th Grade to 78% 7th Grade to 84% 8th Grade to 67%</p>	<p>Understanding Elements of Literature and Understanding a Variety of Printed Materials.</p>	<p>Action Plan Updates 2008 SOL Scores Pre/Post Test Data</p>	<p><u>English Special Education Action Team</u> Principal and Assistant Principals School Improvement Specialist Special Education Read 180 Teacher Special Education Reading Teachers</p>
<p>5. Decrease classroom disruptions from 18.7% to 16.7%.</p>	<p>Discipline</p>	<p>Referral rate</p>	<p>Administration Discipline Committee Discipline Secretary</p>
<p>Decrease disruptive demonstrations from 14.4% to 12.4%</p>	<p>Discipline</p>	<p>Referral rate</p>	<p>Administration Discipline Committee Discipline Secretary</p>